

# Installation Guide

---

ProFace X (DS)

Version: 1.0

# How to Install the Device?

Please refer to the following recommendations for installation.




KEEP DISTANCE



AVOID GLASS  
REFRACTION



AVOID DIRECT  
SUNLIGHT  
AND EXPOSURE

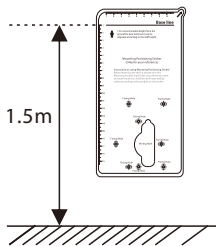


KEEP EFFECTIVE  
DISTANCE  
0.3-2.5m

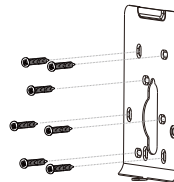
## ❖ Install on the wall

- ① Attach the mounting template sticker to the wall, and drill holes according to the mounting paper.
- ② Fix the backplate on the wall using wall mounting screws.
- ③ Attach the device to the backplate.
- ④ Fasten the device to the backplate with a security screw.

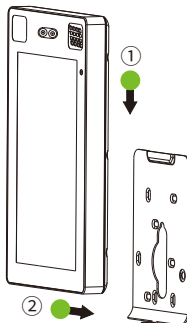
1



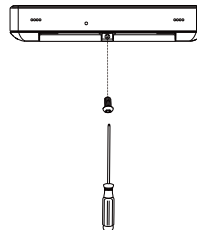
2



3



4

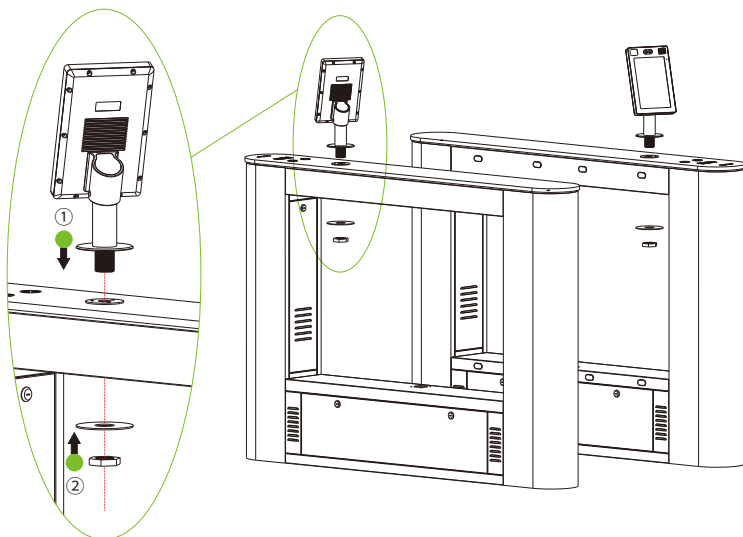


## ❖ Install on the barrier gate

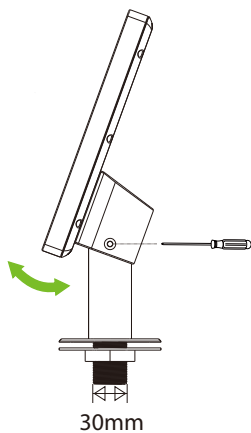
Please thread the wire through the bracket before installation.

- ① Drill a hole on the barrier gate, insert the bracket into the hole and fix it with a nut.
- ② Adjust the angle of the device.

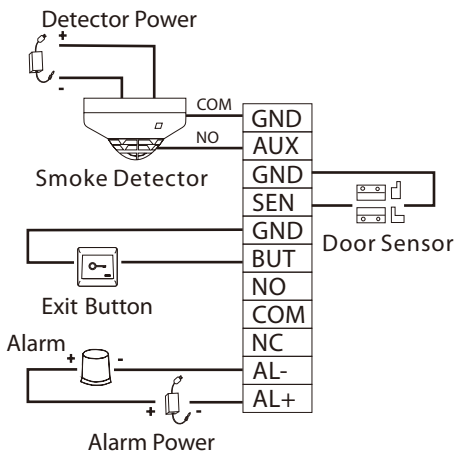
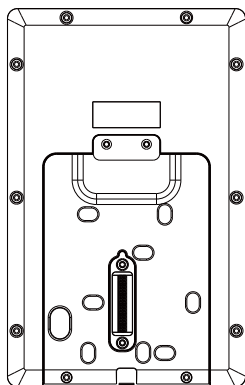
1



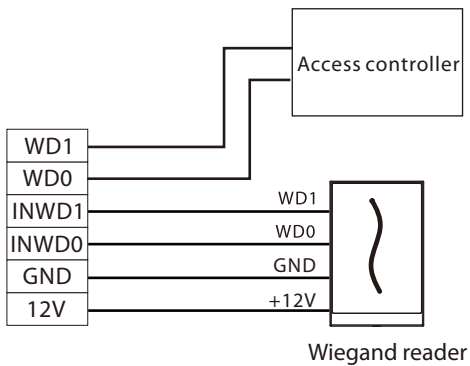
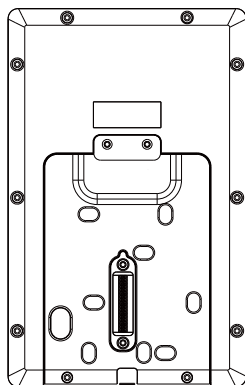
2



## Door Sensor, Exit Button & Alarm Connection

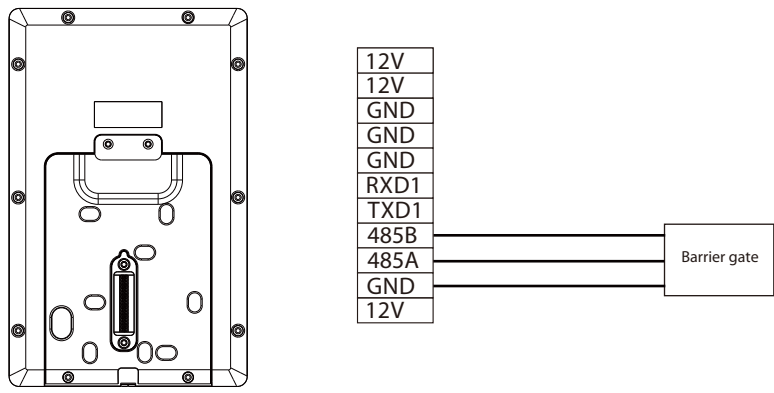


## Wiegand Reader Connection

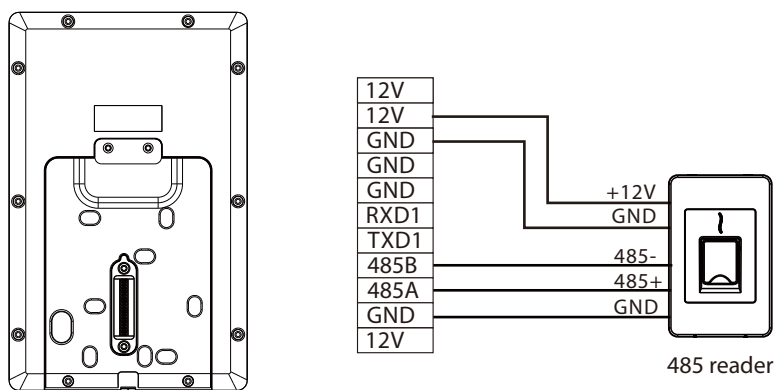




# Barrier Connection

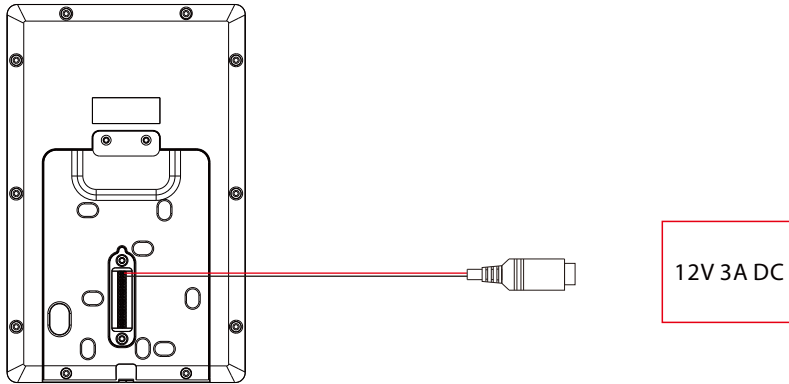


# RS485 Connection



**Note:** 485A and 485B can be connected to the Barrier gate or the 485 Reader, separately, but cannot be connected to the gate and reader at the same time.

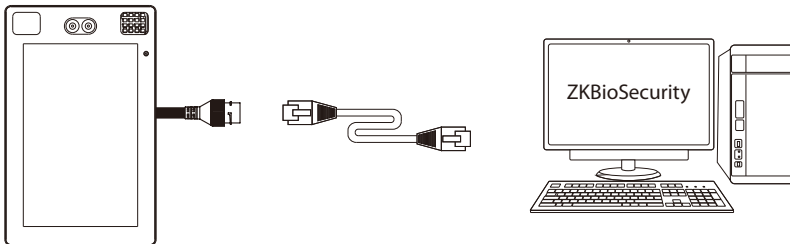
## Power Connection



- Recommended power supply: 12V - 3A
- To share the power with other devices, use a power supply with higher current ratings.

## Ethernet Connection

Connect the device and computer software over an Ethernet cable. An example is shown below:



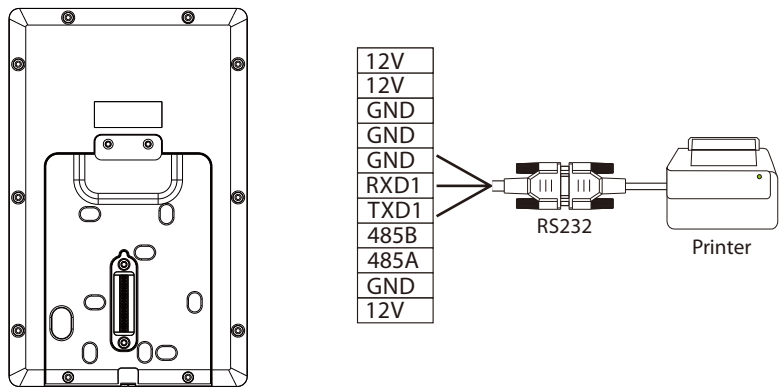
Default IP address: 192.168.1.201  
Subnet mask: 255.255.255.0

IP address: 192.168.1.130  
Subnet mask: 255.255.255.0

**Note:** In LAN, IP addresses of the server (PC) and the device must be in the same network segment when connecting to ZKBioSecurity software.

Click on **[Comm.]** > **[Ethernet]** > **[IP Address]**, input the IP address and click on **[OK]**.

# Printer Connection



# Download Center

Scan the QR Code to download the **User Manual**, **Installation Guide** and **Quick Start Guide**.



QR Code (Download Center)

ZKTeco Industrial Park, No. 32, Industrial Road,  
Tangxia Town, Dongguan, China.

Phone : +86 769 - 82109991

Fax : +86 755 - 89602394

[www.zkteco.com](http://www.zkteco.com)

