

# C5S-series

## IP-based Door Access Control Panel



C5S110



C5S120



C5S140



### Choice of Readers

Support all card readers, such as ZK KR-series Wiegand readers and RS485 card readers; it also supports HID Prox, iClass and XceedID multi-card technology.



### Communication

C5S control panel can be installed easily on your network and support TCP/IP, RS485 and Wi-fi communications. POE function (AT standard) will assist in easier and more convenient installation.



### New Design

The new design is different from the C3 controller. There is a case protecting the C5S controller.



### Capacity

Support up to 100,000 users and store up to 200,000 events and transactions. Data is preserved if power is lost. The controller will continue to operate if network connection is interrupted.



### More than Access Control

After programming, auxiliary relays can be served as lights, alarms and intrusion detection panels. Extra locking devices or gate controllers can be accessed.



### Options

There are 3 sizes to suit project needs and reduce the cost of unused capacity. 1-door, 2-door, and 4-door models can be mixed and matched in optimized system architecture, devices or gate controllers.




### Built-In Advanced Access Control

Anti-passback, First-card opening, Multi-card opening, Duress password entry, and Auxiliary input/output linkages are built into controller firmware.



### For Software Developers

Free SDK is available for integrators and OEM's to integrate the C5S controller with their or existing security or personnel management applications. Upon request, ZK can customize C5S firmware to meet any customer requirements.

	Items	Description	Quantity
C5S110/120/140 Package A <div>  </div>	C5S110/120/140	Control Panel	1 ea
	Metal Case A	Metal Case	1 ea
	Power Supply	DC12V/5A	1 ea
	FR107	Diode for Lock	1/2/4 ea
	Key	Key for Metal Case	2 ea
	ZKAccess CD	Access Software for Control Panel, User Manual	1 ea
	Dimensions (L*W*H)	355.20x308.25x63.80	

## Specifications

	C5S110	C5S120	C5S140
Number of Doors Controlled	1	2	4
Number of Readers Supported	Wiegand reader: 2 RS485 reader: 2	wiegand reader: 4 RS485 reader: 4	wiegand reader: 4 RS485 reader: 8
Types of Readers Supported	26-bit Wiegand, others upon request	26-bit Wiegand, others upon request	26-bit Wiegand, others upon request
Number of Inputs	3 Exit Button: 1 Aux IN: 1 Door Status: 1	5 Exit Button: 2 Aux IN: 1 Door Status: 2	9 Exit Button: 4 Aux IN: 1 Door Status: 4
Number of Outputs	2 Lock: 1 Aux Output: 1	3 Lock: 2 Aux Output: 1	5 Lock: 4 Aux Output: 1
Hardware	CPU: 1.2GHz Flash: 256Mb RAM: 128Mb	CPU: 1.2GHz Flash: 256Mb RAM: 128Mb	CPU: 1.2GHz Flash: 256Mb RAM: 128Mb
Card Holders Capacity	100,000	100,000	100,000
Log Events Capacity	200,000	200,000	200,000
Communication	TCP/IP and RS-485, WI-FI	TCP/IP and RS-485, WI-FI	TCP/IP and RS-485, WI-FI
Mounting	Wall Mount	Wall Mount	Wall Mount
Recommended Power Supply	12V DC, 1.5A	12V DC, 1.5A	12V DC, 1.5A
Dimensions (L*W*H)	160x140x31.6mm	197x171x31.6mm	197x171x31.6mm
Operating Temp	-10 ~ 50°C	-10 ~ 50°C	-10 ~ 50°C
Operating Humidity	20% ~ 80%	20% ~ 80%	20% ~ 80%

# Optional Accessories



RFID Card Register



RFID Reader



Exit Button




Power Supply



Electric Lock



RS232/485 Convertor



Alarm



Sensor



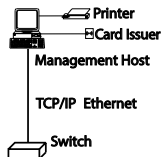
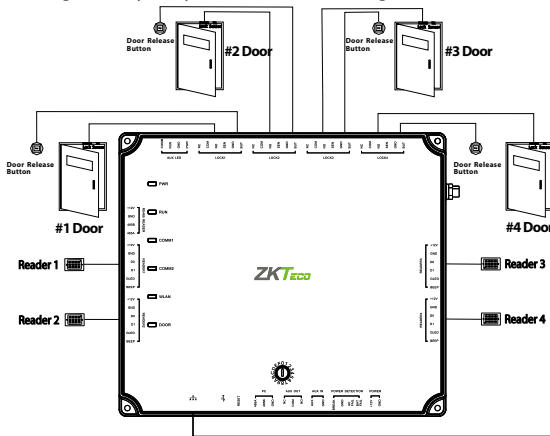
Prox Card



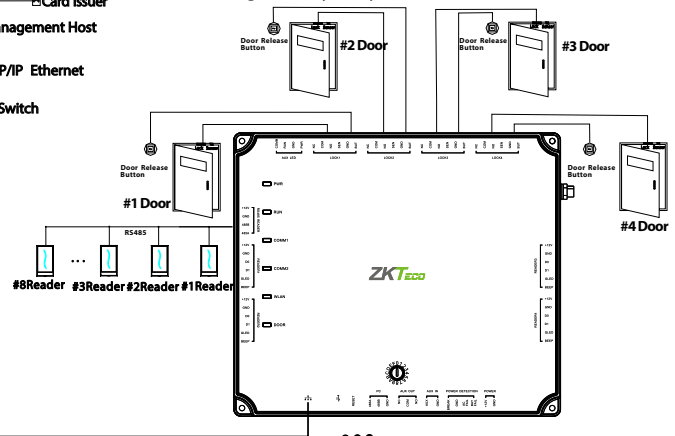
Key Fob

# Typical Installation

Controlling one-way entry/exit of four doors(Wiegand Readers)



Controlling two-way entry/exit of four doors(RS485 Readers)



ZKTECO CO.,LTD.  
www.zkteco.com  
E-mail: sales@zkteco.com

© Copyright 2018. ZKTECO CO.,LTD. ZKTeco Logo is a registered trademark of ZKTeco or a related company. All other product and company names mentioned are used for identification purposes only and may be the trademarks of their respective owners. All specifications are subject to change without notice. All rights reserved.

